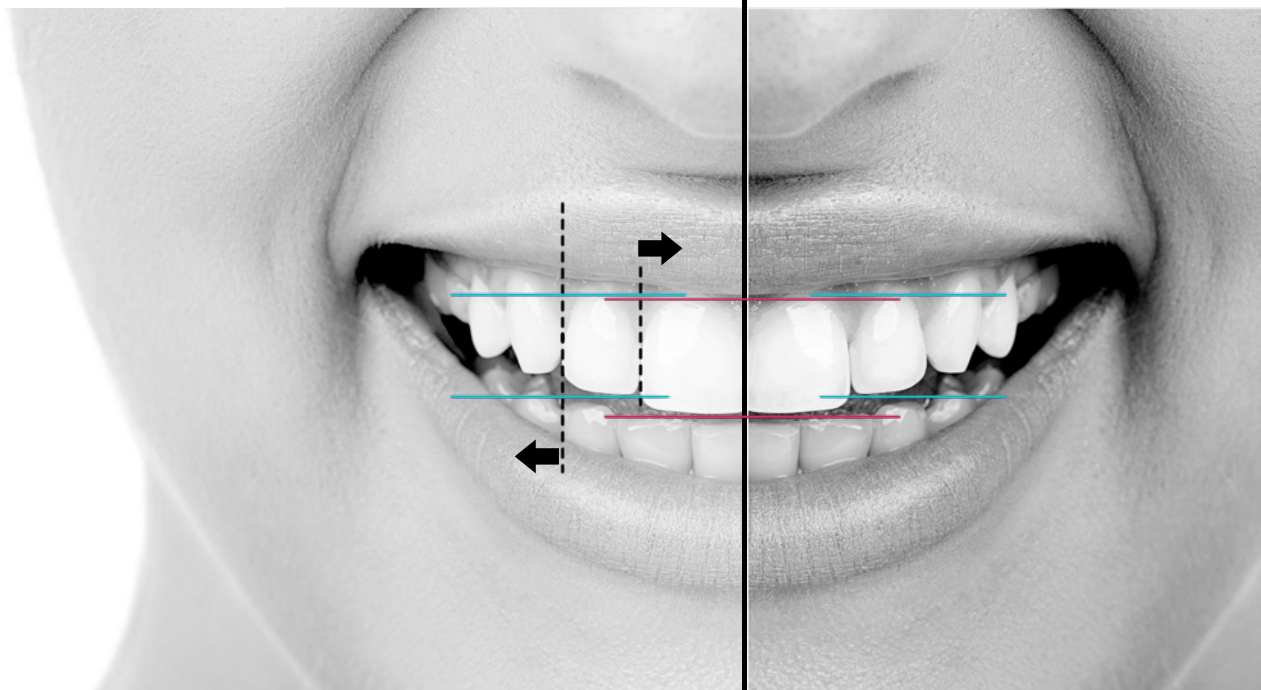


MINOR TOOTH MOVEMENT

FOR THE
ADVANCED GENERAL PRACTITIONER

by Dr. Martin Epstein



3 DAY ADVANCED COURSE

SEPTEMBER

30 TO OCTOBER 2

2019

ORGANIZED BY MERIMNA INSTITUTE | DENTAL EDUCATION CENTER

HELLENIC MINISTRY OF EDUCATION AND RELIGIOUS AFFAIRS E.O.P.E.P
LICENCE NUMBER KE.DI.BI.M.1 2101624

INSTITUTE
MERIMNA



DR. MARTIN EPSTEIN

Former Clinical Associate Professor, Department of Orthodontics
Post-Graduate Division, New York University College of Dentistry
Diplomate of the American Board of Orthodontics
Teacher of the Year Award – NYU College of Dentistry, Postgraduate Orthodontics
Presented courses and seminars extensively in Europe, Asia and South America
Written numerous articles in American and International Orthodontic publications
American Dental Association Certificate of Recognition – for volunteer service in a foreign country
Manuscript Review Committee: American Journal of Orthodontics and Dentofacial Orthopedics
Private practice of Orthodontics for 30 years

MINOR TOOTH MOVEMENT

FOR THE ADVANCED GENERAL PRACTITIONER

Learning is a continuous process. Just like the Greek poem by C.P. Cavafy written a hundred years ago....“The Road to Ithaka”. The road is “full of adventure, full of discovery”. With this in mind we will continue our journey of education.

1 PART

CLEAR REMOVABLE APPLIANCES [INVISALIGN]

A comprehensive full day of Clear Removable Orthodontic Appliances [INVISALIGN]: How to introduce clear removable appliances into your practice. What cases are best suited for clear aligners. How to diagnose and treatment plan cases. How to use Invisalign for interdisciplinary treatment for missing teeth; How to make ideal pontics: Design of attachments; impression taking; use of interproximal reduction; treating teenagers; Class II and Class III treatment and extraction cases will be explored in depth.

2 PART

TREATMENT OF MISSING TEETH WITH FIXED APPLIANCES

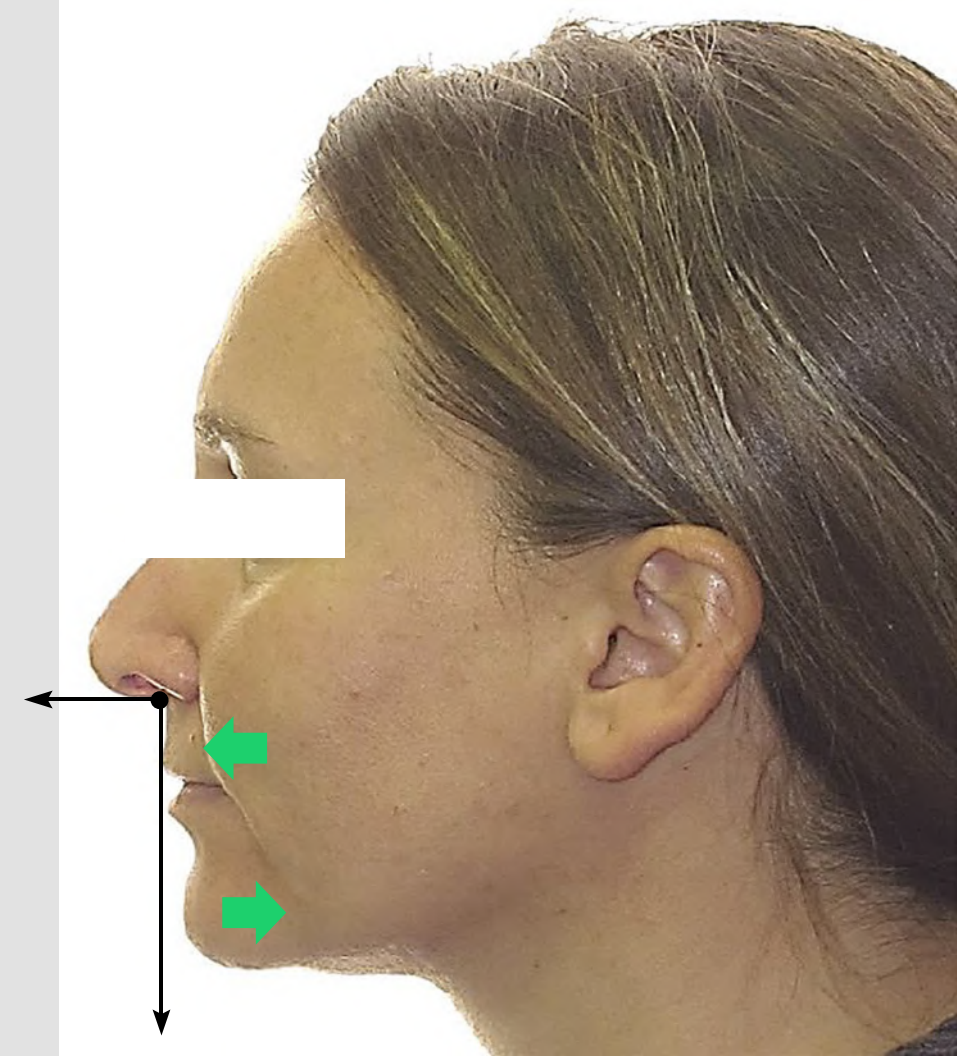
Many patients in our offices come to us with missing teeth, especially genetically missing upper lateral incisors. How do we treatment plan these patients. Do we close or open the space for genetically missing lateral incisors. What are the options. How do we place pontics with fixed appliances.

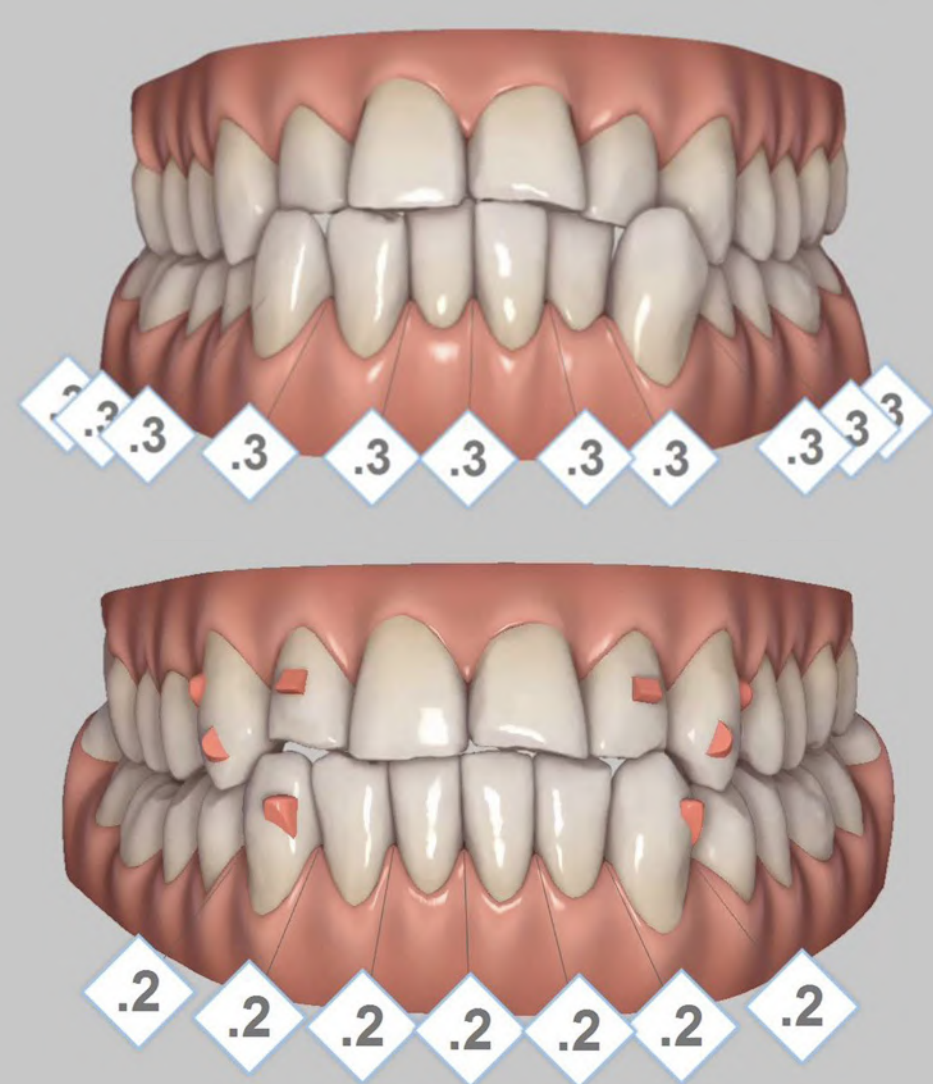


Stage 0 of 40



Stage 0 of 15





3 PART

ADVANCES IN THE TREATMENT OF CLASS II AND CLASS III MALOCCLUSIONS

Class II and Class III malocclusion have many different types. Is the problem in the maxilla or the mandible or in both jaws. There are many new advancements in the successful treatment of these patients. We will explore new techniques and methods to treat with greater confidence and precision.

4 PART

SOMETHING VERY NEW !!!

Nothing stays the same. If we are doing the same thingthen we are standing still or going backwards. With new technology in bracket design....I have a SURPRISE for you. Over the past year I have updated and amended my treatment protocol. We will explore these changes and how they can improve your treatment results

5 PART

YOUR OFFICE CASES

Ideal learning involves transferring the information and knowledge to your patients. As always you are invited to bring your cases to the seminar. The best learning comes from your individual cases. Bring updated records and photos so we can discuss your questions and concerns

“

Looking forward to seeing all of my friends and colleagues at the Merimna Institute,
Dr. Martin Epstein

Dates: September 30 9:00a.m. -5:00p.m. ,
October 1 9:00a.m. -5:00p.m. ,
& October 2 9:00a.m. -5:00p.m. ,
2019

Location: Merimna Institute
272A Vouliagmenis Ave. Ag. Dimitrios, Athens
Greece (Metro Station Agios Dimitrios)

Tuition fees: 1500€

Language: English

Information- Registration +302109734000
www.merimnaseminars.gr



Merimna Institute Continuing Dental Education Institution
HELLENIC MINISTRY OF EDUCATION AND RELIGIOUS AFFAIRS
E.O.P.P.E.P Licence Number Ke.Di.Bi.1 2101624